

PATIO DOOR



by OKNA Windows



OKNA



2-PANEL

ELEGANTE

The Elegante | 8800 Patio Doors are an ideal solution for adding light to any room while making the most of limited space. Available in replacement and new construction applications, this elegant design combines the security of structural integrity and the comfort of energy efficiency. A host of options increase the versatility of this product. Elegante Patio Doors are available in Standard Euro-White, Optional Almond, and our beautiful optional wood laminates.

Standard 2-panel unit widths include 59¼", 71¼", & 95¼".




FORESTER

The perfect blend of beauty and functionality. Our Forester | 8200 Patio Doors combine our incredible structural and thermal performance features while maintaining the traditional look of a true wood door. This door is built using a butt-joint weld, showcasing traditional joinery with the benefits of advanced fusion welding. Forester is available in Standard Euro-White, Optional Almond, and our beautiful laminates.

Standard 2-panel unit widths include 59¼", 71¼", & 95¼".

FEATURES & OPTIONS FOR , , , & UNLESS OTHERWISE NOTED.



Anodized Aluminum Track/Threshold
Screen & roller tracks and threshold for increased strength, durability, and longevity.



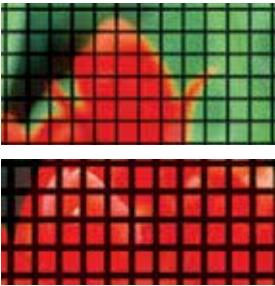
Interlocking Meeting Rail
Quadruple weatherstripping, controls air/water/dust/noise infiltration. Full-length heavy gauge reinforcements for rigidity and strength.



Thermally Welded Main Frame
Multichambered 5½" main frame, superior strength and insulation. Better thermal efficiency with optional foam.



Precision-Bearing Tandem Rollers
Operating panels are equipped with adjustable, precision bearing tandem rollers for smooth and quiet operation.



ThruVision PLUS® Screens
Our fiberglass improved-visibility screen (above), providing both durability and a less obstructed view than the industry average (below).

Patio Door Pet Screen *Optional*

"Pet Screen" is seven times stronger than traditional insect screening and offers excellent outward visibility. Ideal for those areas prime for potential damage and heavy wear in high-traffic areas.



Multipoint Locking System *Optional*

Upgrade with optional Multipoint Locking System*, with four locking points for added security and used with locking exterior hardware only.

*Multipoint Locking System are standard with 4-panel Patio Doors.

Foot Lock *Optional*

Our push button spring-loaded foot lock is easy to lock and can be set to allow ventilation while having extra security.

Available in:



Euro-White



Almond



Cocoa



Black**

*Available for Onyx Black 8200/9200 only.

Retractable Mini Blinds *Optional*

Installed between the glass, retractable Mini Blinds allow light and privacy control by raising, lowering, and adjusting tilting.

Available on Elegante and Forester Patio Doors, for 5' & 6' only.







4-PANEL

PANORAMA

E 

F 



Panorama joins the Patio Door Collection, offering a center-opening, 4-panel unit for replacement or new construction applications, with Multipoint Locking System that provides four locking points for increased security. Panorama is available as 9000PD with **ELEGANTE**  corner welding or as 9200PD with **FORESTER**  butt joints for a traditional true-wood appearance.

Catalogue 4-panel unit widths include 107 $\frac{1}{4}$ ", 116 $\frac{1}{8}$ ", & 140 $\frac{1}{8}$ ". Maximum custom width 144". Maximum custom height 96". Standard Multipoint Locking System and Euro-White hardware.

TAKE A GOOD, LONG

LOOK

COLOR Selections

OKNA offers six beautiful interior laminates in addition to our solid Almond and standard Euro-White, along with seven optional exterior stock colors and custom exterior colors from a virtually unlimited selection of environmentally safe and durable paints.


Solid Color

Same Interior and Exterior Colored Vinyl

Two-Tone

Different Interior and Exterior Color


VINYL



Euro-White
Standard

Almond
Optional

INTERIOR LAMINATES



Natural
Optional

Winchester
Optional

Melrose Cherry
Optional

Dark Oak
Optional

Onyx Black
Optional*

Exterior Painted Colors



Almond
Optional

Sandstone
Optional**

Terra Brown
Optional**

Cocoa
Optional

Basic Brown
Optional**

Bronze
Optional

Nicol's Black
Optional**

Custom Colors
Optional

* Not available for Elegante | 8800 or Panorama E | 9000 Patio Doors.

** Surcharge applied for painted screens.

All colors except Euro-White are available at an additional charge. Printed colors may not match the product's color. Please visit a local dealer to view color samples.

Merit Lock System

Our standard is a classic patio door handle that will match any home decor.



Intuition Lock System

The ergonomic ONE-MOTION operation allows unlock/open in a single fluid motion.



Euro-White
Standard

Almond
Standard on
Winchester

Cocoa
Standard on
Melrose Cherry
and Dark Oak

Antique Brass
Optional

Brushed Nickel
Optional

Matte Bronze
Optional
(Standard on Onyx
Black Laminate)

Coastal hardware available for coastal regions.

Exterior Hardware

We offer two options for exterior hardware on your patio door, locking and non-locking*.

If you have a custom exterior color on your patio door, we will pick one of the hardware options to best match the color.

Exterior hardware selections are available in the following 4 colors:



*4-Panel Patio Doors automatically use locking exterior hardware with their standard Multipoint Locking System.

Grids *Optional*


OPTIONS | SIZING

GBG (Grids Between Glass) consist of aluminum bars sealed in the insulating airspace between the two panes of glass... maintaining a flat glass pane surface that makes cleaning easy. GBG grids on two-tone windows are available with matching interior and exterior colors.*


SDL (Simulated Divided Lites) are attached to the insulated glass surface, creating additional dimension and the appearance of individual lites. Interior grids are available in a Euro-White or Laminate. External grids are available in Euro-White or colors to match products exterior.**

* Nicol's Black available in Euro-White two-tone 1 1/16" Contour Grid ONLY. Custom Colors are not available for GBG.


** Available for double pane only. Not available for triple pane glass.




Flat Grids Between Glass (GBG)




Contour Grids Between Glass (GBG)




Simulated Divided Lites (SDL)




5/8" Flat GBG
Euro-White/Euro-White & Almond/Almond Only.




1 1/16" Contour GBG




1 3/16" Flat GBG
Euro-White Only.




1" Contour GBG
*Double IGU Only,
Euro-White Only.




7/8" SDL
*Double IGU Only.



Colonial



Prairie



Diamond
Available only with 5/8" Flat (GBG).

Specialty Glass *Optional*

OKNA offers specialty glass in a variety of distinctive choices that add visual interest to any design while offering variability in light control. Shown below is our Obscure textured glass. With a range of options at your fingertips, you can find the glass choice for your application and aesthetic, from traditional to modern. Here are available glass options:

- Textured

For increased privacy
- Tempered

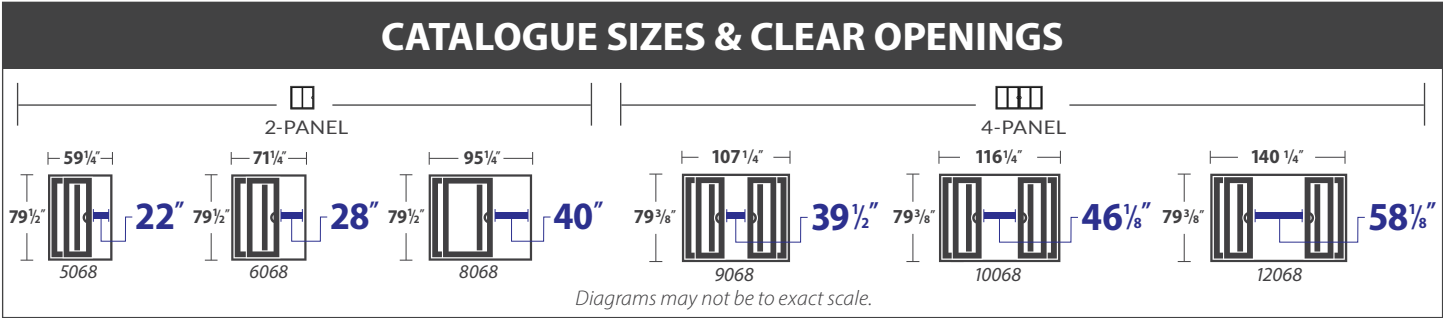
For increased strength
- Laminated

For increased impact resistance and noise reduction
- Custom Configuration

For more aesthetic choices



Obscure



TOMORROW'S WINDOWS TODAY

ELEGANTE 



Euro-White
Standard

FORESTER 



Melrose Cherry
Optional

PANORAMA **E** 



Euro-White
Standard

PANORAMA **F** 



Onyx Black
Optional*

* Not available for Elegante | 8800 or Panorama E | 9000 Patio Doors.

THERMAL PERFORMANCE

Please use the QR code or the text link to access the most up-to-date Patio Door thermal performance numbers.



[PATIO DOOR](#)
8800PD/8200PD



[PATIO DOOR](#)
9000PD/9200PD



OKNA Windows products within this series have been recognized as the **Most Efficient of ENERGY STAR 2024**.

XR9: Triple pane glass, 15/16" XR10: Triple pane glass, 15/16" XR13: Triple pane glass, 1-3/16", PD Only XR14: Triple pane glass, 1-3/16", PD Only XR15: Triple pane glass, 1-1/16" | AG: Argon Gas KR: Krypton Gas
Numbers are based off of windows tested without grids. | The results are based on a tested window sample by AAMA testing window guidelines. Title of Test & Method: Air Infiltration - ASTM E 283 75 PA - (1.6 psf) 25 mph.



All illustrations, photographs, and specifications in this publication are based on the latest product information available at the time of printing. Some windows shown with optional features. See actual product for complete accuracy. The manufacturer reserves the right to alter or discontinue any model or specification without notice. Printed colors may not match the product's actual color. Please visit a local dealer to view actual color samples.



OKNA Windows | 400 Crossings Drive, Bristol, PA 19007 | P **215-788-7000** F **215-781-1166** | oknawindows.com

1/2025